


**RALPH & VANELLOPE**



FOLD



FOLD

**RALPH & VANELLOPE**



# RALPH'S MEMORY CARD GAME



Have an adult cut out the cards from all six pages. Fold each card on the indicated line and glue or tape the inside to make a two-sided card with the logo on one side and the character on the other. Place the cards character-side down on a smooth surface and mix them up. Turn over two cards at a time to see if they match exactly. If they don't, turn them face down again. Take turns turning over cards using your memory to recall where a matching card may be located. The person who matches the most pairs wins!




FOLD


**VANELLOPE**



FOLD



**VANELLOPE**





**RALPH & VANELLOPE**



FOLD



**RALPH & VANELLOPE**



FOLD

# RALPH'S MEMORY CARD GAME

Have an adult cut out the cards from all six pages. Fold each card on the indicated line and glue or tape the inside to make a two-sided card with the logo on one side and the character on the other. Place the cards character-side down on a smooth surface and mix them up. Turn over two cards at a time to see if they match exactly. If they don't, turn them face down again. Take turns turning over cards using your memory to recall where a matching card may be located. The person who matches the most pairs wins!



**SHANK**



FOLD



FOLD

**SHANK**







**YESSS**

FOLD



FOLD



**YESSS**

# RALPH'S MEMORY CARD GAME

Have an adult cut out the cards from all six pages. Fold each card on the indicated line and glue or tape the inside to make a two-sided card with the logo on one side and the character on the other. Place the cards character-side down on a smooth surface and mix them up. Turn over two cards at a time to see if they match exactly. If they don't, turn them face down again. Take turns turning over cards using your memory to recall where a matching card may be located. The person who matches the most pairs wins!



**KNOWSMORE**



FOLD



FOLD

**KNOWSMORE**








**SHANK  
&  
VANELLOPE**

FOLD



FOLD



**SHANK  
&  
VANELLOPE**

# RALPH'S MEMORY CARD GAME

Have an adult cut out the cards from all six pages. Fold each card on the indicated line and glue or tape the inside to make a two-sided card with the logo on one side and the character on the other. Place the cards character-side down on a smooth surface and mix them up. Turn over two cards at a time to see if they match exactly. If they don't, turn them face down again. Take turns turning over cards using your memory to recall where a matching card may be located. The person who matches the most pairs wins!



**YESSS**

FOLD



FOLD



**YESSS**








**VANELLOPE**

FOLD



FOLD



**VANELLOPE**

# RALPH'S MEMORY CARD GAME



Have an adult cut out the cards from all six pages. Fold each card on the indicated line and glue or tape the inside to make a two-sided card with the logo on one side and the character on the other. Place the cards character-side down on a smooth surface and mix them up. Turn over two cards at a time to see if they match exactly. If they don't, turn them face down again. Take turns turning over cards using your memory to recall where a matching card may be located. The person who matches the most pairs wins!



FOLD



**RALPH & VANELLOPE**

FOLD



**RALPH & VANELLOPE**





**RALPH**



FOLD



FOLD

**RALPH**



# RALPH'S MEMORY CARD GAME

Have an adult cut out the cards from all six pages. Fold each card on the indicated line and glue or tape the inside to make a two-sided card with the logo on one side and the character on the other. Place the cards character-side down on a smooth surface and mix them up. Turn over two cards at a time to see if they match exactly. If they don't, turn them face down again. Take turns turning over cards using your memory to recall where a matching card may be located. The person who matches the most pairs wins!



FOLD

**VANELLOPE**



FOLD



**VANELLOPE**

